

ME0



The rigid stem configuration makes installation fast and easy

ME1



The flexible configuration is designed for applications requiring further thermal isolation or where installation would be otherwise difficult or impractical

ME2



The pressure / temperature configuration requires only one mounting hole for the measurement of both process values

ME3



The exposed capillary configuration is ideal to fit in space-restricted locations

Main features

- Pressure ranges from:
0-35 to 0-2000 bar / 0-500 to 0-30000 psi
- Strain gage Wheatstone bridge
- Accuracy :
$\pm 0.25\% \text{ FSO (H)}$; $\pm 0.5\% \text{ FSO (M)}$
- Internally generated 80% calibration signal (R-Cal)
- Fluid-filled system for temperature stability
- Fully interchangeable with all existing brands
- Grade of protection: IP65 (6-pin connector version)
- 1/2-20UNF, M18x1.5 standard threads ; other types available on request
- Standard diaphragm is 15-5 PH stainless steel with Armoloy coating
- 17-7 PH corrugated diaphragm with TiN coating (Titanium Nitride) for ranges below 100bar-1500psi
- Other diaphragms available on request

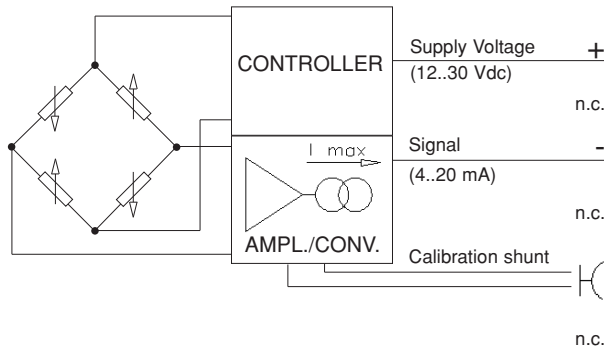
TECHNICAL SPECIFICATIONS

Nominal accuracy including Linearity, Repeatability, Hysteresis	H $\pm 0.25\% \text{ FSO}$ (100...2000 bar) M $\pm 0.5\% \text{ FSO}$ (35...2000 bar)
Resolution	Infinite
Measurement range	0..35 to 0..2000bar 0..500 to 0..30000psi
Maximum overpressure	2 x FS 1.5 x FS above 1000bar/15000psi
Measurement principle	Strain gage Wheatstone bridge
Supply voltage	12-30Vdc
Maximum current consumption	20mA
Isolation resistance (at 50Vdc)	>1000 MOhm
Full Scale Output (FSO)	20mA
Zero balance	4mA
Signals adjustment : Nominal pressure Ambient pressure	5% FSO min. 10 bar (150psi)
Maximum load	see diagram (page 3)
Response time (10 to 90% FSO)	~ 8ms
Output noise (RMS 10-400Hz)	< 0.05% FSO
Calibration signal	80% FSO
Protection against output shortcircuit and supply voltage inverted polarity	YES
Protection against output voltage spikes	YES according to 89/336/EEC
Strain gauge housing compensated temperature range	0...+76°C 32...170°F
Maximum housing temperature range	-30...+85°C -22...185°F
Thermal drift in compensated range Zero/Calibr./Sens.	< 0.02%FSO/°C < 0.01%FSO/°F
Diaphragm maximum temperature	400°C 750°F
Zero drift due to change in process temperature	0.02 bar/°C 15 psi/100°F
Material in contact with process medium	- Standard 15-5 PH with Armoloy coating 17-7 PH corrugated diaphragm with Titanium Nitride coating for ranges <100 bar (1500psi)
Thermocouple (model ME2)	STD : type "J" (isolated junction)
Protection degree (with 6-pin mating connector)	IP65
Electrical connections	6-pin Conn. VPT07RA10-6PT (PT02A-10-6P) 8-pin Conn. PC02E-12-8P

FSO = Full Scale Output (output signal at nominal pressure)

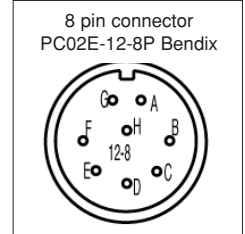
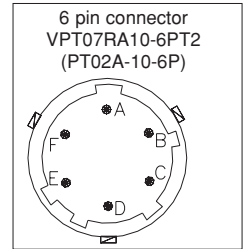
ELECTRICAL CONNECTIONS

CURRENT OUTPUT (4...20mA two wires)

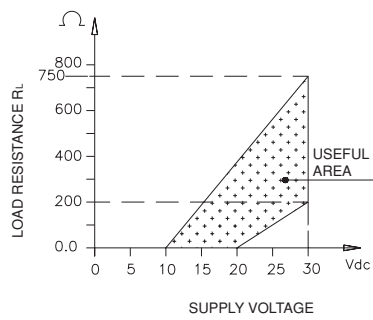


6-pin	8-pin
A	B
C	A
B	D
D	C
E - F	E - F
	G - H

Shield drain wire is tied to connector via cable clamp

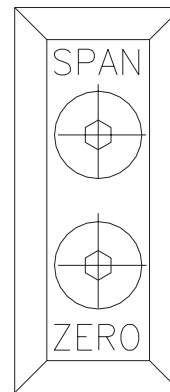


LOAD DIAGRAM FOR CURRENT OUTPUT



The diagram shows the optimum ratio between the load and supply voltage of the 4-20mA transmitter. For a correct use, choose any combination of load resistance and supply voltage, in the shaded area.

ADJUSTMENTS



ZERO and SPAN adjustment can be made by trimpots inside the transmitter body and accessible after removing the two protection screws.

Span is factory set and should not be adjusted.

ACCESSORIES

Connectors

6-pin mating connector (IP65 protection degree)
8-pin mating connector

Extension cables

6-pin connector with 8m (25ft) cable
6-pin connector with 15m (50ft) cable
6-pin connector with 25m (75ft) cable
6-pin connector with 30m (100ft) cable
8-pin connector with 8m (25ft) cable
8-pin connector with 15m (50ft) cable
8-pin connector with 25m (75ft) cable
8-pin connector with 30m (100ft) cable
Other lengths

Accessories

Mounting bracket
Dummy plug for 1/2-20UNF
Dummy plug for M18x1.5
Drill kit for 1/2-20UNF
Drill kit for M18x1.5
Cleaning kit for 1/2-20UNF
Cleaning kit for M18x1.5

Thermocouple for ME2 model

Type "J" (153mm - 6" stem)
Type "K" (153mm - 6" stem)

CON300
CON307

C08WLS
C15WLS
C25WLS
C30WLS
E08WLS
E15WLS
E25WLS
E30WLS
consult factory

SF18
SC12
SC18
KF12
KF18
CT12
CT18

TTER 000
TTER 002

Cable color code

Conn.	Wire
A	Red
B	Black
C	White
D	Green
E	Blue
F	Brown
G	n.c.
H	n.c.

